

# EXECUTIVE SUMMARY

The First Quarter of 2025



# Executive Summary

QR Million



Average Oil Price

**74.9\$**

Per Barrel



Total Revenue

**49,407**



Total Expenditure




**49,936**








Surplus/(Deficit)

**(529)**

# Revenue

Item (QR Billion)	Budget 2025	Q1 - 2025	% of Budget	Q_o_Q	Y_o_Y
Oil and Gas 	154.0	42.5	27.6%	1.0%	-10.2%
Non-Oil and Gas 	43.0	6.9	16.1%	4.6%	13.1%
Total Revenue 	197.0	49.4	25.1%	1.5%	-7.5%

# Expenditure

Item (QR Billion)		Budget 2025	Q1 - 2025	% of Budget	Q_o_Q	Y_o_Y
Salaries & Wages		67.5	17.0	25.1%	-4.2%	3.6%
Current Expenditure		76.3	18.5	24.3%	0.2%	-1.7%
Minor Capex		7.0	1.3	18.5%	-2.1%	-13.0%
Major Capex		59.4	13.1	22.1%	28.2%	-10.3%
Total Expenditure		210.2	49.9	23.8%	4.5%	-2.8%



- ◆ For further information, visit:  
[www.mof.gov.qa](http://www.mof.gov.qa)
- ◆ To communicate or to inquire, E-mail:  
[fpolicies@mof.gov.qa](mailto:fpolicies@mof.gov.qa)