

EXECUTIVE SUMMARY

The Second Quarter of 2025



Executive Summary

QR Million



Average Oil Price

66.8\$

Per Barrel



Total Revenue

59,847



Total Expenditure




60,604








Surplus/(Deficit)

(757)

Revenue

Item (QR Billion)	Budget 2025	Q2 - 2025	% of Budget 2025	Q_o_Q	Y_o_Y
<div>Oil and Gas</div> <div></div>	154.0	34.0	22.1%	-19.9%	-17.3%
<div>Non-Oil and Gas</div> <div></div>	43.0	25.8	60.0%	274.1%	37.5%
<div>Total Revenue</div> <div></div>	197.0	59.8	30.4%	21.1%	-0.1%

Expenditure

Item (QR Billion)		Budget 2025	Q2 - 2025	% of Budget 2025	Q_o_Q	Y_o_Y
Salaries & Wages		67.5	18.3	27.2%	8.1%	10.8%
Current Expenditure		76.3	21.9	28.7%	18.3%	3.1%
Minor Capex		7.0	2.8	40.5%	118.8%	111.0%
Major Capex		59.4	17.5	29.5%	33.2%	-3.7%
Total Expenditure		210.2	60.6	28.8%	21.4%	5.7%

- ◆ For further information, visit:
www.mof.gov.qa
- ◆ To communicate or to inquire, E-mail:
fpolicies@mof.gov.qa